



Eagle Crest
Elementary
A Leadership Focus School



Green Star and Food Rescue

Let's build a better world!



Our Green Star History



2009



eco-cycle[®]
Building Zero Waste Communities




2020



Our school goal: to develop ecologically-minded, earth-positive habits in our students, staff and community.

What is a Green Star School?



Green Star School Objectives:



Reduce waste



Increase recycling



Implement Collection of Compostables




Improve Environmental Awareness & Motivate Participation



Lower Each School's Trash Bill



Being a Green Star School helps us develop earth-positive habits!



SCHOOL RECYCLING GUIDE

PAPER & CARDBOARD

COMINGLES CONTAINERS
EMPTY & RINSE, DO NOT FLATTER

PLASTICS
PLASTIC BOTTLES, PLASTIC JUGS, PLASTIC CONTAINERS

NO

When in doubt, give us a shout!
¡Si tiene alguna duda, coméntanos en voz alta!
363.444.6634 ext. 122 • www.ecocycle.org

eco-cycle
Battling Green Waste Collaborative

SCHOOL COMPOST GUIDE

COMPOSTABLE PAPER

FOODS & PLANTS

SPECIALLY DESIGNED COMPOSTABLE PRODUCTS

NO PLASTIC, METAL, GLASS OR PLASTIC-COATED PAPER PRODUCTS

eco-cycle
Battling Green Waste Collaborative
ext. 122 • www.ecocycle.org

COOL LANDFILL GUIDE

PLASTIC-COATED PAPER PRODUCTS

NON-RECYCLABLE PLASTICS

WRAPPERS & FROZEN FOOD PACKAGING


eco-cycle
Battling Green Waste Collaborative
363.444.6634 ext. 122 • www.ecocycle.org

Eagle Crest Green Star Guidelines

eco-cycle

- Kid-made ideas are available to share with your class. Please work them together this week!
- FASTEST** – please take what you need. They will be in the faculty room.
- You can also download them and print them yourselves here: [Eco Cycle!](#)
- Green Star Guidelines: Items to Recycle and Compost Lists in your classrooms. Fill out this form if you need one.
- Green Star Refresher Assemblies – coming soon!
- Quick-recycler!
 - In the faculty bathrooms –
 - White tray can is compost – paper towels
 - Black trash can – everything else
 - In the faculty lounge –
 - This compost is under the sink – food, napkins, paper towels, greasy paper/towel that does not have plastic on it, Wax in oil
 - Recycle – blue can – cans/bottles / yogurt containers etc. / paper
 - Trash – grey – everything including freezer boxes (these contain plastic and are not recyclable, just like the white wrappers for copy paper)
 - In the classrooms:
 - Yellow bin is all recyclable
 - White bin is compost – includes brightly colored papers, post-it notes, teacher and construction paper

When in doubt, throw it out, refer to your poster, or ask Stephanie or Katy (we will ask Eco Cycle!)



Simple and easy!

What does this look like in the cafeteria?





Green Star Ambassadors 

Thank you for helping out in the cafeteria and making a difference in the world!

Write your name on the lines provided below. Each time you serve as a Green Star Ambassador, put a check by your name.

Date	Add a check each time you work as a Green Star Ambassador!



Zero-Waste Events!



Waste-Free Lunch Contest

How do we pack a waste-free lunch?


- Use a reusable lunch bag
- Bring a water bottle
- Bring reusable containers and utensils
- Bring a cloth napkin.
- Nature's containers



Mini Grants Green Kits



Worm Composting



Making a Compost Bin at School or Home

1. Drill holes in a storage bin



Source: [Composting in Schools](#)

2. Prepare the bedding -- newsprint and soil


3. Add the worms




4. Feed the worms



Inspired by Green Star!



Inspired by Green Star!





What is a Food Rescue Table?

It is a table where you can put unopened food that in its original packaging, or whole fruit.

This food is available for students to eat during lunch, as snacks during the day, or reused by the cafeteria.




Blue Crate (Packaged containers and wrapped food)



Make sure the packages are not opened.



Red Crate (Whole Fruit)



Make sure it is whole and not bitten out of.



Cooler (cold things)

Make sure they are not opened.



Before implementing a Food Rescue Program, we discuss the important reasons why we should have Food Rescue Table with students, staff and community.

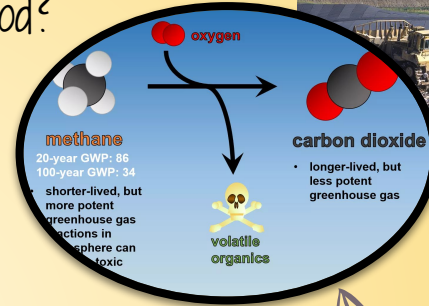
Ending hunger is a world goal.



Food Insecurity



What Happens After We Throw Away Food?



What are the environmental impacts?
What are some solutions?




How to become a food rescue hero

- Make your lunch choice before getting to the counter
- Think before you take! Do I need that? Do I want that?
- If you have extra food, save food to eat later
- Put unopened food and whole fruit in the bins




Expectations for a food rescue hero

- Be respectful to the lunchroom helpers and classmates,
- Say “please” and “thank you”,
- Clean up after yourself.
- Think before you throw away an item! Can this item be reused? If not, where does it go?
- Use the Food Rescue Table if you have finished your lunch and you are still hungry.
- Talk about ways to reduce food waste at home.
- Ask your parents to only pack food you like, or pack your own lunch.







Year	Items Rescued	Money Saved
2017-2018	2691	\$974.40
2018-2019	4124	\$1522.60
2019-2020	2369	\$853.10
Totals	9184	\$3,351.10



Other Food Rescue Resources!

You Rock
Thank You

 **ZERO HUNGER ZERO WASTE** FOUNDATION


 **FOOD + RESCUE**

Eagle Crest Elementary School

975 items RESCUED

195.00 MEALS RESCUED

YOU REDUCED YOUR CARBON FOOTPRINT
121.88 lbs. CO2e REDUCTION



www.FoodRescue.net/free-online-tool.html





What has been successful in maintaining our programs?

Start small. Make it easy for students and staff to embrace the habit of recycling and composting!

Involve everyone! We have school-wide education and are student, staff, and community driven - let's work together to solve our environmental problems!



Give students voice!

Eagle Crest STEM Explorers Blog

Sustainability,
Technology, Greenstar,
and Weather Information



[Home](#) [About](#) [Climate Information](#) [Food Rescue Table](#) [Nature St. Vrain Resources](#)

[STEM Explorers Student Contract](#) [Sustainability](#) [Technology](#)

Be Green! 😊😊😊

Posted on [November 10, 2019](#) by [Summer](#)

Wednesday was our 10-Year Green Star Celebration Assembly and we had a special guest... Hawk Quest! They brought in raptors and they told all about them. Then they brought out a great horned owl. They said that if you look at it just right it looks like a cat. And then they brought in a falcon, and a bald eagle. Students who answered a question got a book mark and people that volunteered. The book mark meant that they got to get a picture with a raptor!

Next on Thursday, Eco Cycle came to visit classes. Ms. Kim talked about what we should put in the trash and recycle and compost, and what not to put in the trash and recycle and compost. ♻️♻️♻️

Also, Eco Cycle was in the cafeteria to help with sorting waste. There was a prize wheel outside at recess. Also, we all got to choose one book from the free book table by the cafeteria!



Subscribe to our blog!

You may manage your subscription options from your [profile](#)

Pages

- [About](#)
- [Climate Information](#)
 - [Weather and Climate](#)
- [Food Rescue Table](#)
 - [Food and Agriculture](#)
- [Nature St. Vrain Resources](#)
- [STEM Explorers Student Contract](#)
- [Sustainability](#)
 - [Aquaponics](#)
 - [Biomassive Elephants at the Denver Zoo](#)
 - [Compost and Recycling Resources](#)
- [Eco Eagles – the Eagle Crest Energy Conservation Group](#)
- [Energy Use in Colorado](#)
- [Green Star Information and Tips](#)
- [Local Compost and Recycle Articles](#)
- [The Water Cycle](#)
- [Technology](#)
 - [Makey Makey](#)
 - [PHET Resources](#)
 - [STEM Explorers](#)

Eco Eagles

Eagle Crest Elementary
School's Student-Led
Conservation Group



[Home](#) [Water Wise](#) [Resource Wise Padlet](#) [E-Gauge Padlet and Energy Monitoring Tools](#)

[Resource Wise Task List](#) [Energy Saving Tips](#) [Climate Information](#) [Public Service Announcements](#)

[Energy Audit](#) [Energy Measurement Tools](#) [Mission Statement](#) [Tips from Volt](#) [Our Mascot](#)

Eco Eagles Support Energy-Saving Month and New Mascot!

Posted on [November 10, 2019](#) by [Emilie](#)

November is energy-saving month and we earn money for saving energy at Eagle Crest! In STEM Explorers, we created reminders about how to save energy at school. We made the Reminders from the Eco Eagle signs "pop" by reusing neon, pink, purple and blue paper. Our teachers demonstrated it for us and then we did it ourselves. These signs are posted all over the school! Our STEM Explorers team is really cool!

We also have a new mascot. STEM Explorers students brainstormed and created ideas for a new mascot and team names. We voted and . . . Let me introduce Earthly the Eco Eagle!

By: Emilie



Earthly the Eco Eagle



Please subscribe to our blog!

You may manage your subscription options from your [profile](#)

Helpful Links

Cube Resources and E-Gauge — How much energy are we saving?

[STEM Explorers Blog](#)

Meta

- [Site Admin](#)
- [Log out](#)
- [Entries RSS](#)
- [Comments RSS](#)
- [WordPress.org](#)

For a larger, more detailed view of current Eco Crest weather

Embrace Partnerships!



STEM
Explorers

PTO

Resource
Wise



Green Star Schools and Food Rescue Table Advocacy

- Start at home! If you have children, get them involved! Model sustainable habits such as recycling, composting, and taking only what you would like to eat.
- Get your child interesting in keeping our earth healthy and have them talk, email or write letters to the school or district administrators about the importance of composting and rescuing food
- Talk to, email, write letters to your school's teachers and administrators!
- Get on the waitlist to become a Green Star School. Email schools@ecocycle.org



Dear district, My name is NIK
My name is NIK, I am a new
kid at Starwood Hills elementary
School. I am 8 years old boy.
I noticed at my new school that
in the lunch room every thing is
packaged with plastic. This is why
nobody likes hot lunch. Its polluting
the Earth and I don't like that.
It took me a while to find out
but our milk juges said "please
recycle." And we don't even have a
recycle bin in the lunch room. Its all
trash. At my old school Eagle crest
they used washable trays, washable
silver where had recycling and compost
bins to, and every body cared about the
Earth alot. So I'm asking you to
help all of the schools of the
Madison school district by instead
of everthing plastic, we can have
washable trays, washable silver,
compost able napkins and mostly
recycle and compost bins. I hope you
can change this
FROM
NIK

Thank you!



Stephanie Potter
potter_stephanie @svvsd.org



Katy Schwartz
schwartz_katherine@svvsd.org